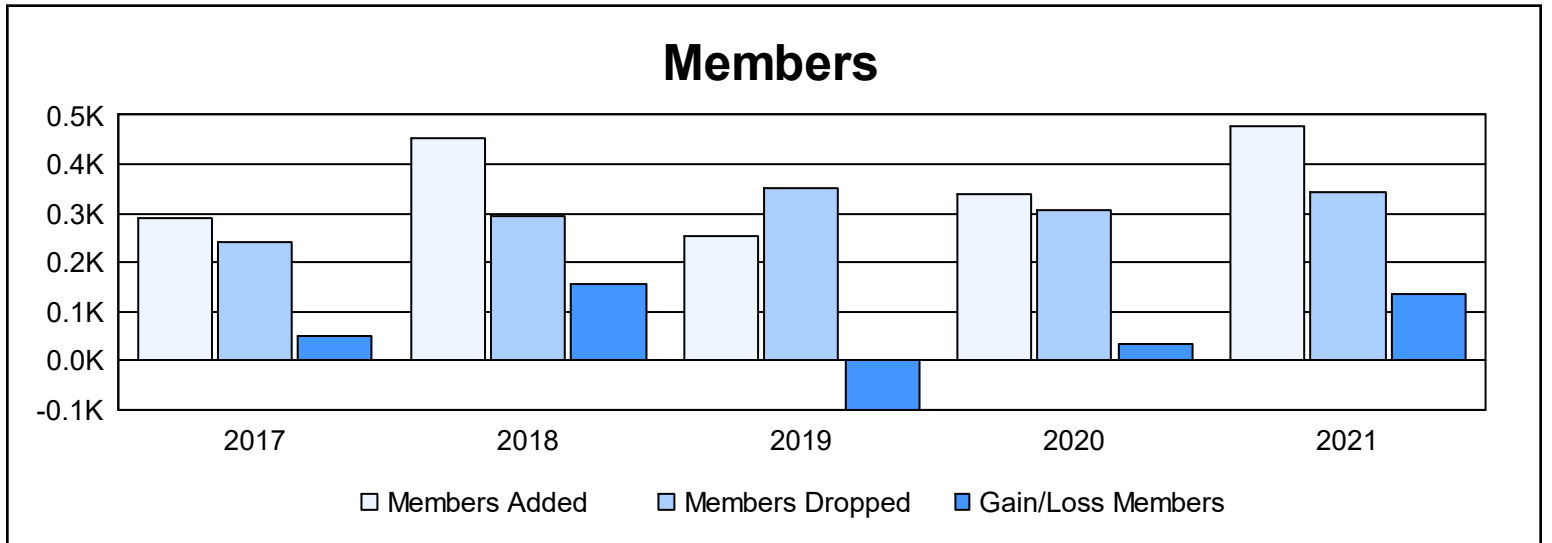
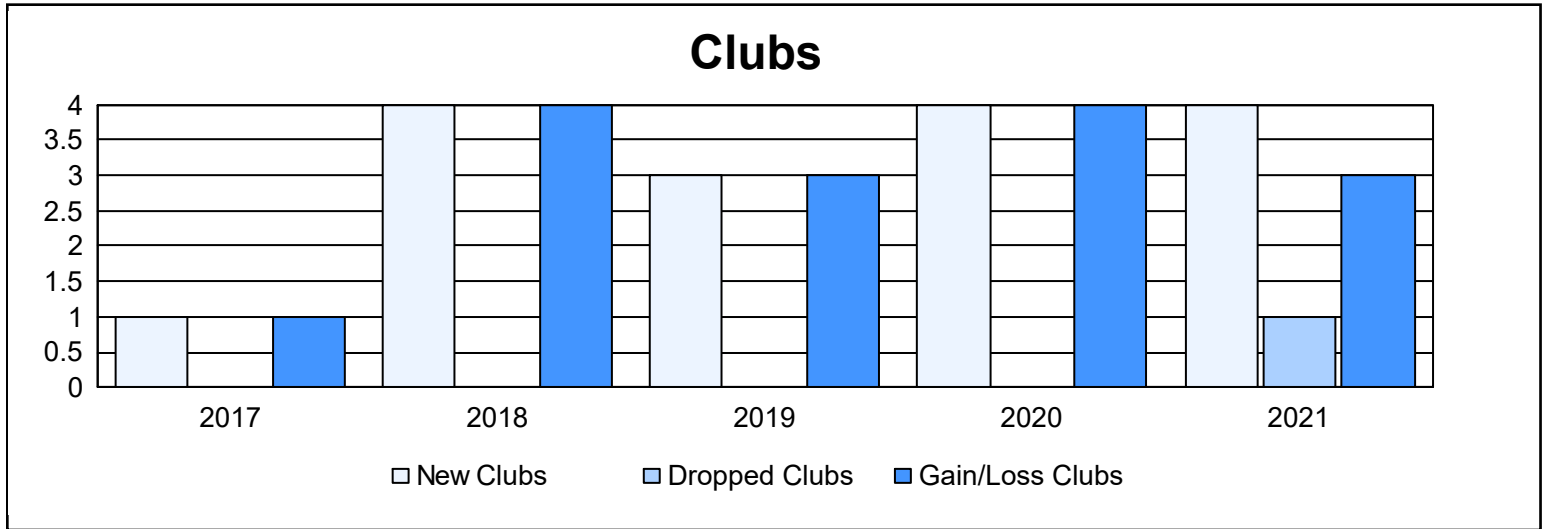
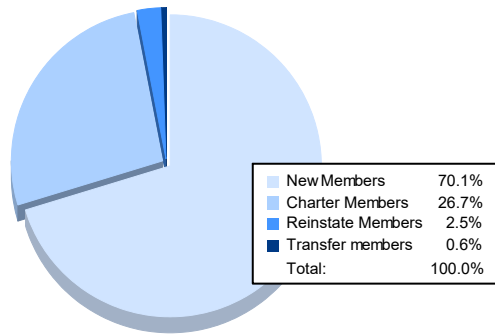


| Year | New Clubs | Dropped Clubs | Gain/ Loss Clubs | New Members | Charter Members | Reinstate Members | Transfer Members | Total Member Added | Total Members Dropped | Gain/ Loss Members |
|----------------|-----------|---------------|------------------|-------------|-----------------|-------------------|------------------|--------------------|-----------------------|--------------------|
| 2016-2017 | 1 | 0 | 1 | 248 | 24 | 6 | 12 | 290 | 242 | 48 |
| 2017-2018 | 4 | 0 | 4 | 315 | 120 | 5 | 11 | 451 | 295 | 156 |
| 2018-2019 | 3 | 0 | 3 | 178 | 72 | 3 | 0 | 253 | 353 | -100 |
| 2019-2020 | 4 | 0 | 4 | 189 | 133 | 15 | 4 | 341 | 307 | 34 |
| 2020-2021 | 4 | 1 | 3 | 336 | 128 | 12 | 3 | 479 | 344 | 135 |
| Average | 3 | 0 | 3 | 253 | 95 | 8 | 6 | 363 | 308 | 55 |



Membership Composition June 2021 Cumulative



Gender Composition June 2021 Cumulative

